


Name _____ Date _____



Independent Reading Contract









Book Title: _____

This book was: easy just right challenging

Complete the activities based on your independent reading book.
When you have finished an activity, color in the box on the chart.

Activities marked with a star * have an activity sheet.


Level 3

Reading	Writing	Skills
(Choose _____) Read to yourself. 	(Choose _____) *Write a postcard about your book. 	(Choose _____) *Choose 5 words from your book and put them in ABC order. 1. bag 2. dinner 3. napkin
Read to a friend. 	*Write 3 questions for a character. 	*Find 4 compound words.  butterfly
Read to your teacher. 	*Make a plot chart. 	*Find words that begin with blends. 



Name _____ Date _____

Book Title _____



Write a Postcard

Write a postcard to someone who you think would like this book.

Explain why this person would like the book. (Include the title.)

Write the person's address on the lines at right and draw a stamp.

Cut out the postcard.

Draw a picture on the back of the postcard.




<p>Dear _____,</p> <p>_____</p> <p>_____</p> <p>_____</p> <p>_____</p> <p>_____</p> <p>_____</p> <p>_____</p> <p>_____</p> <p>_____</p>	<p>To:</p> <p>_____</p> <p>_____</p> <p>_____</p> <p>_____</p> <p>_____</p> <p>_____</p> <p>_____</p> <p>_____</p> <p>_____</p>
--	--



Name _____ Date _____

Book Title _____



Character Interview

Level 3

Imagine that you are going to interview a character in the book. Think of 3 questions to ask this character. Write them on the lines below.



Name of Character

Question 1

Question 2

Question 3

★Bonus★ Think about how the character might respond to your questions.



Name _____ Date _____

Book Title _____



Plot Chart

A story plot moves from one event to the next.
Fill in the chart to show the main events in your book.

Event 1



Event 2



Event 3



Event 4




Ending of book



Name _____ Date _____


Book Title _____



ABC Order

Level 3


Choose 5 words from your book.
Write them in ABC order.



1.
2.
3.
4.
5.

Name _____ Date _____

Book Title _____






Compound-Word Search

Find 4 compound words in your book.

In the left column, write the compound words.

In the right columns, write the 2 words that form each compound word.

Draw a picture above each word.

Compound Word	Word 1	Word 2
football 	foot 	ball 
1. _____ _____ _____	_____ _____ _____	_____ _____ _____
2. _____ _____ _____	_____ _____ _____	_____ _____ _____
3. _____ _____ _____	_____ _____ _____	_____ _____ _____
4. _____ _____ _____	_____ _____ _____	_____ _____ _____




Name _____ Date _____

Book Title _____



A Bunch of Blends



Level 3 In your book, look for a word that starts with each of these blends: *st*, *fr*, *cl*, *pl*, and *sp*.
On the lines, write the words.
In the boxes, draw a picture for each word.

st

fr

cl

pl

sp

