


Name _____ Date _____



Independent Reading Contract


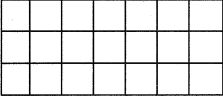












Book Title: _____

This book was: easy just right challenging

Complete the activities based on your independent reading book.
When you have finished an activity, color in the box on the chart.

Activities marked with a star * have an activity sheet.


Level 6

Reading	Writing	Skills	Art
(Choose _____)	(Choose _____)	(Choose _____)	(Choose _____)
Read to yourself. 	* Make predictions about what will happen in your book.	* Make a word search with nouns. 	* Make a bookmark about your book. 
Read to a student in a lower grade. 	* Write a recipe for your book. 	* Look for plural nouns in your book. 	Paste pictures to make a collage about your book. 
Read to someone at home. 	* Research the author of your book. 	* Go on an action-verb hunt. ran yell tumble sing	Make a character mask. 
Read to your teacher. 	* Write a new ending for the book. 	* Search for silent-e words. 	Make a poster about your book. 




Name _____ Date _____

Book Title _____



I Predict . . .

Fill in the left column of the chart *before* you read the book.
Fill in the right column *after* you read the book.



Before Reading	After Reading
I predict that the book is about: _____ _____ _____ _____ _____ _____ _____	This is what the book really is about: _____ _____ _____ _____ _____ _____ _____
I predict that the main character will: _____ _____ _____ _____ _____ _____ _____ _____ _____ _____	This is what really happens to the main character: _____ _____ _____ _____ _____ _____ _____ _____ _____ _____

Name _____ Date _____

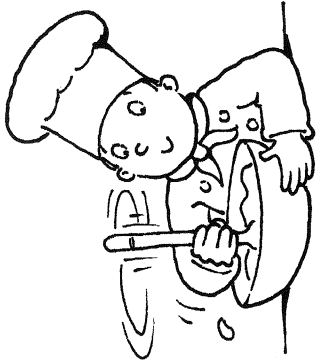
Book Title _____



Recipe for a Book

What are the ingredients of your book?

Fill in the recipe card below.



Recipe for
(book title)

From the kitchen of (author)

Ingredients (characters)


(setting)

Directions (what happens in the book)




Name _____ Date _____

Book Title _____



Author Research



Find information about the author of your book.
Fill in the facts below.



Author:

.....

Where the author is from:

.....

Other books the author has written:

.....

.....

.....

.....

Interesting facts about the author:

.....

.....

.....

.....


.....

A drawing of the author:



Name _____ Date _____

Book Title _____



A New Ending

Write a new ending for your book.



Handwriting practice lines consisting of solid top and bottom lines with a dashed middle line. There are four sets of these lines provided for writing.


Draw a picture to go with your ending.

A large, empty rectangular box with a thick black border, intended for drawing a picture related to the new ending.

Level 6

Name _____ Date _____

Book Title _____



Wonderful Word Search

Find 5 nouns in your book and list them.
Then write the words in the grid.
(Write one letter in each box.)
The words can go across or down.)
Add other letters to the grid to hide the words.
Ask a friend to find and circle the words.

Word List

1. _____
2. _____
3. _____
4. _____
5. _____

Word Search



Name _____ Date _____


Book Title _____



Plenty of Plural Nouns

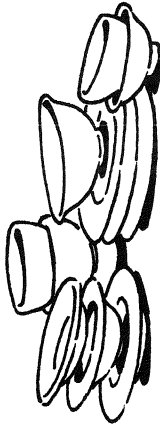
Look for 10 plural nouns in your book.
Write each plural noun under the correct heading below.

s




cats

es




dishes

ies



ponies

special plurals




mice

_____	_____	_____	_____
_____	_____	_____	_____
_____	_____	_____	_____
_____	_____	_____	_____
_____	_____	_____	_____
_____	_____	_____	_____
_____	_____	_____	_____
_____	_____	_____	_____
_____	_____	_____	_____


Name _____ Date _____

Book Title _____



Action-Verb Hunt

In your book, find 4 verbs that show action.
Write a verb on each line.
Draw a picture for each verb.




<p>1. _____ ----- _____</p>	<p>2. _____ ----- _____</p>
<p>3. _____ ----- _____</p>	<p>4. _____ ----- _____</p>



Name _____ Date _____

Book Title _____



Search for Silent-e Words

In your book, look for 5 words that end in silent *e*.
Write them on the lines.


1.

2.

3.

4.

5.




Level 6

★**Bonus**★ Can you think of any
other words that end in silent *e*?

Write them here.

Name _____ Date _____

Book Title _____



Make a Bookmark

Cut out the bookmark.
Fold it along the dotted line.
Draw a picture on one side.
Write why you like the book on the other side.



Title: _____

I like this book because _____

Fold along dotted line.

