


Name _____ Date _____






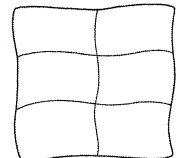








Independent Reading Contract

Book Title: _____

This book was: easy just right challenging

Complete the activities based on your independent reading book.
When you have finished an activity, color in the box on the chart.

Activities marked with a star * have an activity sheet.

Reading	Writing	Skills	Art
(Choose _____)	(Choose _____)	(Choose _____)	(Choose _____)
<p>Read to yourself.</p> 	<p>* Fill in a character tree.</p> 	<p>* Write quotations from your book.</p> 	<p>* Make a story quilt.</p> 
<p>Read to a classmate whose first name starts with the same letter as yours.</p>	<p>* Write your opinion about the book.</p> 	<p>* Fill in prefix clouds with words and their prefixes.</p> 	<p>* Draw character cards.</p> 
<p>Read to a family member.</p> 	<p>* Write character riddles.</p> 	<p>* Find 4 proper nouns.</p> 	<p>Use clay to create a setting from your book.</p> 
<p>Read an exciting part of your book to your teacher.</p> 	<p>* Describe the main character with proof from the story.</p>	<p>* Find 4 fabulous words and use them in sentences.</p>	<p>Draw an exciting scene from your book and write a caption for it.</p>

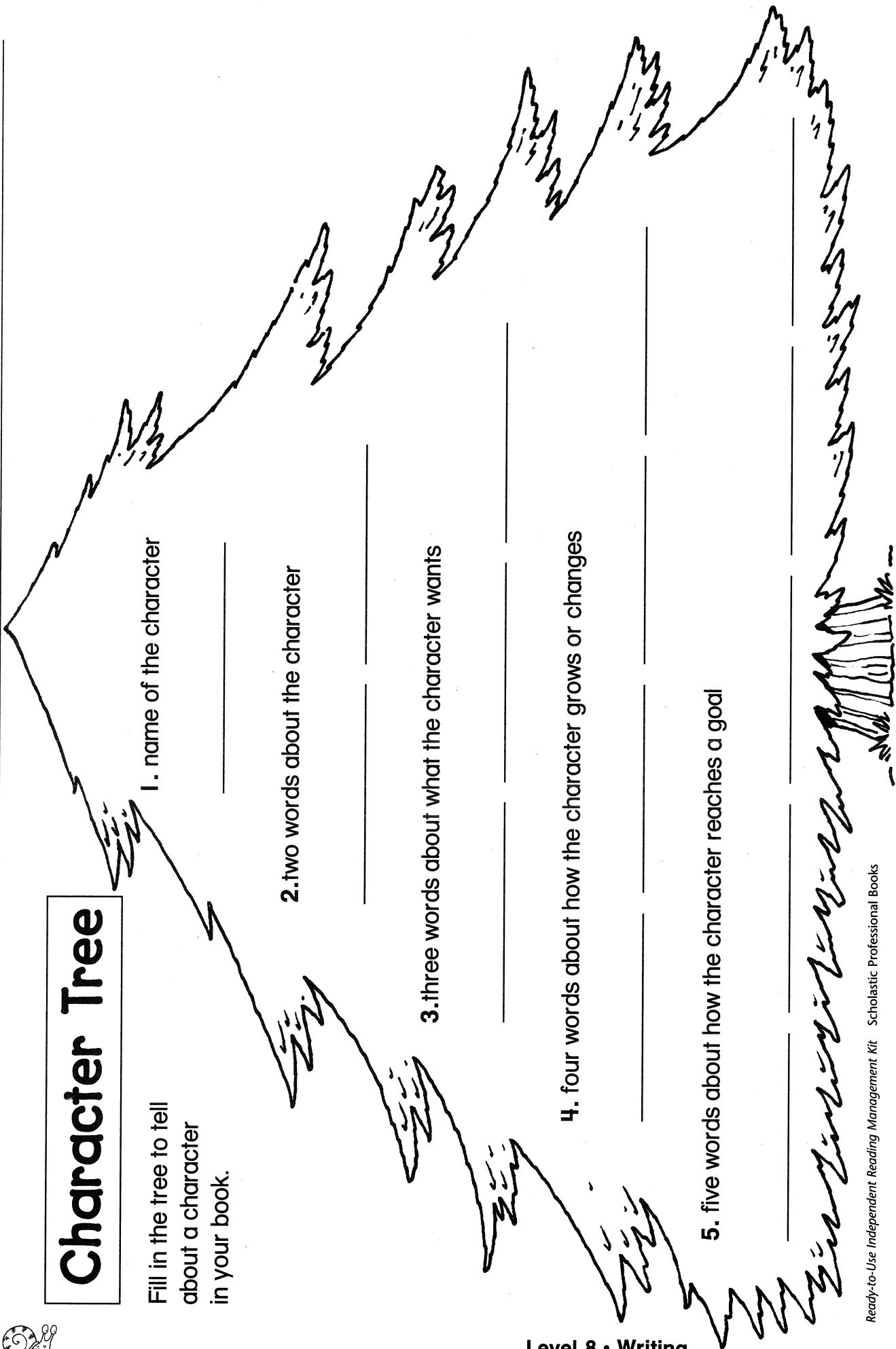


Name _____ Date _____

Book Title _____

Character Tree

Fill in the tree to tell about a character in your book.



1. name of the character

2. two words about the character

3. three words about what the character wants


4. four words about how the character grows or changes

5. five words about how the character reaches a goal



Name _____ Date _____

Book Title _____



My Opinion

Use the form to tell what you think about your book.

I think this book is: poor good very good excellent

My favorite part of the book is _____

I like this part because _____

The main character reminds me of _____


I think the author is good at _____

I would recommend this book to a friend. yes no maybe



Name _____ Date _____

Book Title _____




Character Riddles

Write riddles about some characters in your book.

Find a classmate who has read your book and share your riddles.

Note: Riddles do not have to rhyme.



Example:

**We build houses pretty fast.
Two of our houses do not last.
Who are we?**

Riddle 1

Riddle 2



Name _____ Date _____


Book Title _____



Describe the Main Character


Draw the main character in your book.
Make a list of words to describe the character.
Write the part in the book that backs up your description of the character.



	<p>Words to Describe the Character</p> <p>_____</p> <p>_____</p> <p>_____</p> <p>_____</p> <p>_____</p> <p>_____</p> <p>_____</p> <p>_____</p> <p>_____</p> <p>_____</p> <p>_____</p>
<p>Character's Name</p> <p>_____</p> <p>_____</p> <p>_____</p>	
<p>Proof From the Book</p> <p>_____</p> <p>_____</p> <p>_____</p> <p>_____</p> <p>_____</p> <p>_____</p> <p>_____</p> <p>_____</p>	

Name _____ Date _____


Book Title _____




Look Who's Talking

In each speech balloon, write an important quotation from a character in your book.
Draw the character who says each one.

Quotation




Character:



Character:

Quotation

Quotation



Character:


Level 6

Ready-to-Use Independent Reading Management Kit Scholastic Professional Books








Name _____ Date _____

Book Title _____




Prefix Clouds

In your book, find words with prefixes.
Write the prefix in the first cloud segment.
Write the word in the second cloud segment.




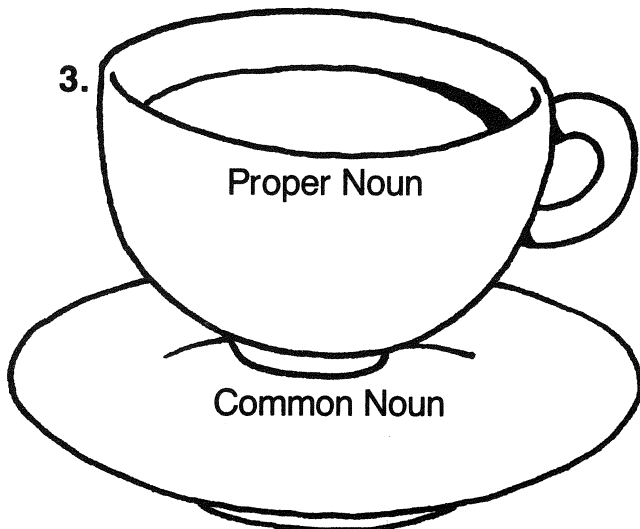



Name _____ Date _____

Book Title _____




Proper Noun Tea Party

Find 4 proper nouns in your book.
In each teacup, write a proper noun.
In the saucer, write the common noun
for each proper noun.



Name _____ Date _____

Book Title _____



Four Fabulous Words

Look for 4 fabulous words in your book.
Write them on the lines.
Use each word in your own sentence.

Fabulous Word

Sentence

1.

2.


3.

4.



Name _____ Date _____

Book Title _____

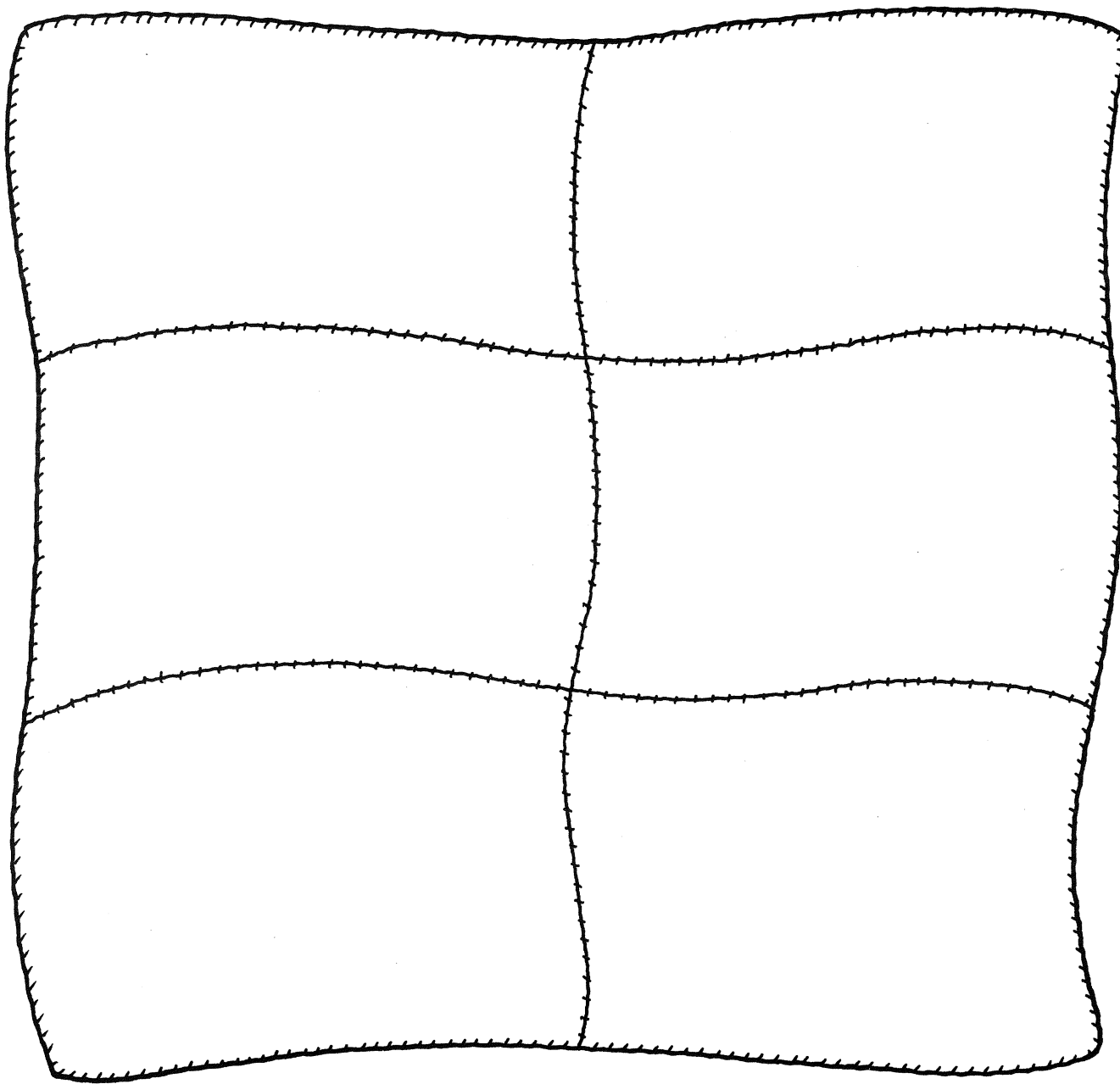


Story Quilt

Fill in the story quilt.


In each square, draw a picture of someone or something important in your story.

Use your quilt to retell the story to a classmate.



Name _____ Date _____

Book Title _____



Character Cards

Choose 4 important characters from your book.
Draw a picture of one character on each card.
Write important information about each character.

<p>Character's Name</p> <p>_____</p> <p>Important Information _____</p> <p>_____</p> <p>_____</p>	<p>Character's Name</p> <p>_____</p> <p>Important Information _____</p> <p>_____</p> <p>_____</p>
<p>Character's Name</p> <p>_____</p> <p>Important Information _____</p> <p>_____</p> <p>_____</p>	<p>Character's Name</p> <p>_____</p> <p>Important Information _____</p> <p>_____</p> <p>_____</p>

