

Name \_\_\_\_\_ Date \_\_\_\_\_














# Independent Reading Contract

**Book Title:** \_\_\_\_\_

This book was:  easy  just right  challenging

Complete the activities based on your independent reading book.  
When you have finished an activity, color in the box on the chart.

Activities marked with a star \* have an activity sheet.

Reading	Writing	Skills	Art
(Choose _____)	(Choose _____)	(Choose _____)	(Choose _____)
Read to yourself. 	* Complete a reader response form. 	* Compare yourself to a character, using a Venn diagram. 	* Make a comic strip. 
Read to someone in a lower grade. 	* Write an introduction to your book. 	* Go on a homonym hunt. 	* Make a picture dictionary using words from your book.
Read to a friend. 	* Write a newspaper article about your book. 	* Find 4 action verbs and write sentences using them.	Draw a poster for your book. Hang it in the library to advertise your book.
Read a description of a character to your teacher. 	* Write a letter of advice to a character.	* Go on an apostrophe search.	Make a diorama of a place in your book. 
	* Create an outline for a sequel to your book.	* Write a dialogue using quotation marks. <div style="text-align: center;">“ ”</div>	Draw a map to show the main setting in your book.

Level 9

Name \_\_\_\_\_ Date \_\_\_\_\_

Book Title \_\_\_\_\_



# Reader Response



Answer the questions below in complete sentences.

1. What is your favorite part of the book? Why?

\_\_\_\_\_

\_\_\_\_\_

\_\_\_\_\_

\_\_\_\_\_

\_\_\_\_\_

2. Are there parts you don't like? What are they?

\_\_\_\_\_

\_\_\_\_\_

\_\_\_\_\_

\_\_\_\_\_

\_\_\_\_\_

3. Write your favorite sentence.

\_\_\_\_\_

\_\_\_\_\_

4. Who is your favorite character in this book? Why?

\_\_\_\_\_

\_\_\_\_\_

\_\_\_\_\_

\_\_\_\_\_

\_\_\_\_\_

5. What did you learn from this book?

\_\_\_\_\_

\_\_\_\_\_

\_\_\_\_\_

\_\_\_\_\_

\_\_\_\_\_




Name \_\_\_\_\_ Date \_\_\_\_\_

Book Title \_\_\_\_\_



# A Book Introduction

Pretend you are going to introduce your book to the class.  
What will you say about it?  
Write an introduction.  
Include the things on the list.

- 
- ✓ book title
  - ✓ author
  - ✓ illustrator
  - ✓ setting
  - ✓ important characters
  - ✓ short summary
  - ✓ a highlight (funny part, exciting part, favorite part)
  - ✓ why others might want to read it

Large writing area with horizontal lines for text entry.

Name \_\_\_\_\_ Date \_\_\_\_\_

Book Title \_\_\_\_\_



# “Extra! Extra!”



Write a newspaper article  
about your book.  
Include a picture.

Name of newspaper	
Date	
Headline	
Article	Picture
Caption	




Name \_\_\_\_\_ Date \_\_\_\_\_

Book Title \_\_\_\_\_



# Advice for a Character

Most characters have a problem.  
Write a letter to a character in your book.  
In the letter, give your character advice  
about a problem he or she is having.



Dear \_\_\_\_\_,

Sincerely,



Name \_\_\_\_\_ Date \_\_\_\_\_


Book Title \_\_\_\_\_



# Plan a Sequel


Help the author plan a sequel to the book.  
Complete the outline with your ideas.

## I. Characters



- A. \_\_\_\_\_
- B. \_\_\_\_\_
- C. \_\_\_\_\_

## II. Settings



- A. \_\_\_\_\_
- B. \_\_\_\_\_
- C. \_\_\_\_\_

## III. Exciting Events



- A. \_\_\_\_\_
- B. \_\_\_\_\_
- C. \_\_\_\_\_


## IV. Ending



- A. \_\_\_\_\_
- B. \_\_\_\_\_

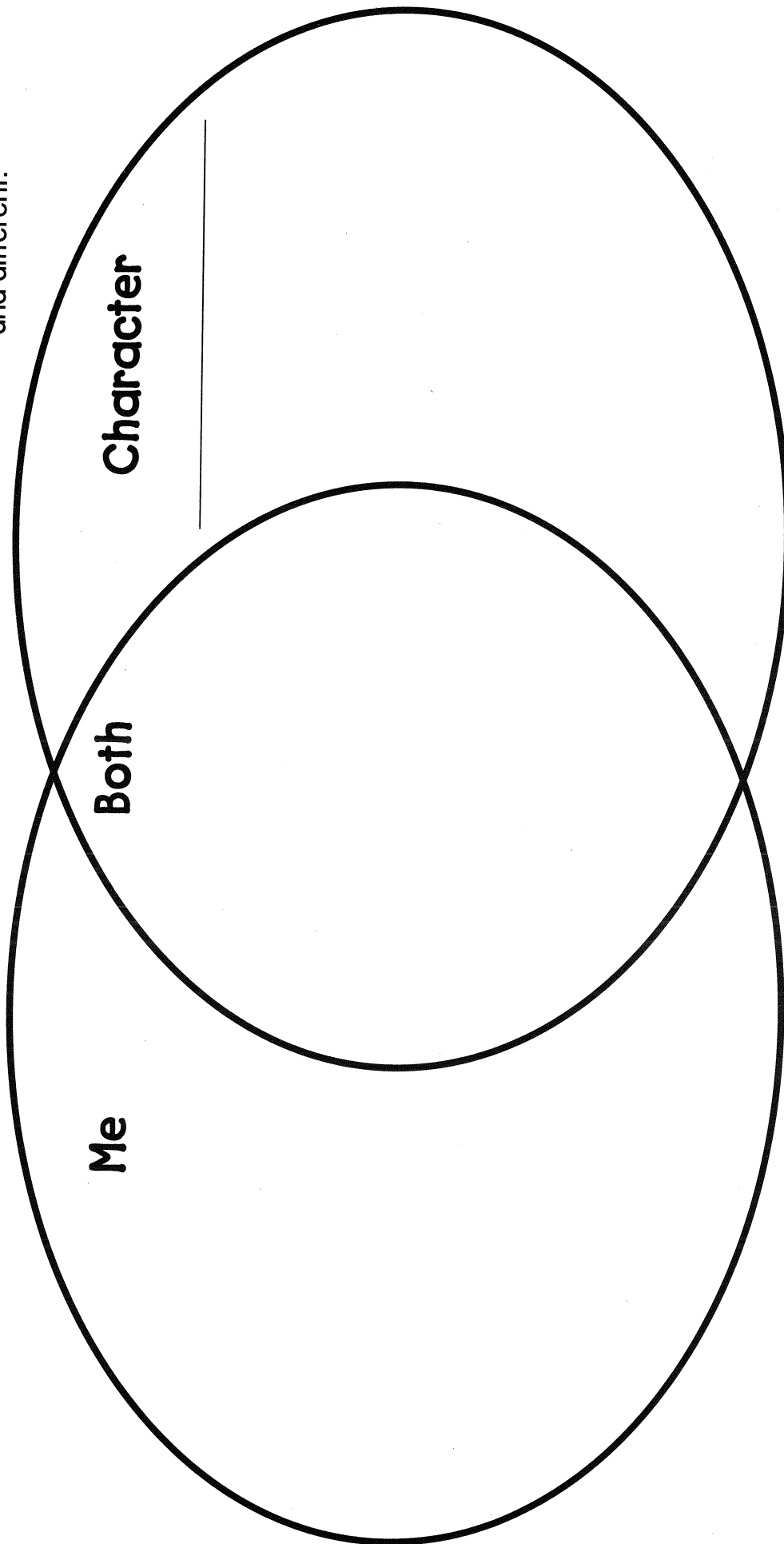
Name \_\_\_\_\_ Date \_\_\_\_\_

Book Title \_\_\_\_\_




# Compare Yourself to a Character

How are you like a character in your book? Fill in the Venn diagram to show how you are similar and different.



Name \_\_\_\_\_ Date \_\_\_\_\_

Book Title \_\_\_\_\_




# Homonym Hunt

A homonym is a word that sounds the same as another word but has a different spelling and meaning.

Find homonyms in your book.

Write other homonyms for each word.

One is done for you.



Homonyms in My Book	Other Homonyms
<p>_____</p> <p>_____</p> <p>_____</p> <p>_____</p> <p>_____</p>	<p>_____</p> <p>_____</p> <p>_____</p> <p>_____</p> <p>_____</p>
<p>_____</p> <p>_____</p> <p>_____</p> <p>_____</p> <p>_____</p>	<p>_____</p> <p>_____</p> <p>_____</p> <p>_____</p> <p>_____</p>
<p>_____</p> <p>_____</p> <p>_____</p> <p>_____</p> <p>_____</p>	<p>_____</p> <p>_____</p> <p>_____</p> <p>_____</p> <p>_____</p>
<p>_____</p> <p>_____</p> <p>_____</p> <p>_____</p> <p>_____</p>	<p>_____</p> <p>_____</p> <p>_____</p> <p>_____</p> <p>_____</p>
<p>_____</p> <p>_____</p> <p>_____</p> <p>_____</p> <p>_____</p>	<p>_____</p> <p>_____</p> <p>_____</p> <p>_____</p> <p>_____</p>
<p>_____</p> <p>_____</p> <p>_____</p> <p>_____</p> <p>_____</p>	<p>_____</p> <p>_____</p> <p>_____</p> <p>_____</p> <p>_____</p>



Name \_\_\_\_\_ Date \_\_\_\_\_

Book Title \_\_\_\_\_



# Action Verbs

In your book, find 4 verbs that show interesting actions.  
Use each verb in your own sentence.



## Verb

## Sentence

1. \_\_\_\_\_  
\_\_\_\_\_  
\_\_\_\_\_

2. \_\_\_\_\_  
\_\_\_\_\_  
\_\_\_\_\_


3. \_\_\_\_\_  
\_\_\_\_\_  
\_\_\_\_\_

4. \_\_\_\_\_  
\_\_\_\_\_  
\_\_\_\_\_



Name \_\_\_\_\_ Date \_\_\_\_\_

Book Title \_\_\_\_\_



# Apostrophe Search

In your book, find 10 words with apostrophes.

They can be used in contractions, such as **it's** or **they're**.

They can be used to show possession, such as **Charlie's** fish or **cats'** tails.

In the chart below, write words with apostrophes.

Contractions	Possession
<p>_____</p> <p>_____ <b>it's</b> _____</p> <p>_____</p>	<p>_____</p> <p>_____ <b>Sarah's</b> _____</p> <p>_____</p>
<p>_____</p> <p>_____</p> <p>_____</p>	<p>_____</p> <p>_____</p> <p>_____</p>
<p>_____</p> <p>_____</p> <p>_____</p>	<p>_____</p> <p>_____</p> <p>_____</p>
<p>_____</p> <p>_____</p> <p>_____</p>	<p>_____</p> <p>_____</p> <p>_____</p>
<p>_____</p> <p>_____</p> <p>_____</p>	<p>_____</p> <p>_____</p> <p>_____</p>
<p>_____</p> <p>_____</p> <p>_____</p>	<p>_____</p> <p>_____</p> <p>_____</p>



Name \_\_\_\_\_ Date \_\_\_\_\_

Book Title \_\_\_\_\_



# Write a Dialogue

Choose 2 characters from your book.  
Make up a short dialogue that they might have.  
Write the dialogue, using quotation marks.

For example:

“Hello, Fred. Where are you going?”  
asked Rhonda.

“I’m going fishing. Would you like  
to come?” said Fred.


“Sure! That sounds like fun!” said Rhonda.




Handwriting practice lines consisting of solid top and bottom lines with a dashed middle line. There are ten sets of these lines provided for writing the dialogue.

Name \_\_\_\_\_ Date \_\_\_\_\_

Book Title \_\_\_\_\_



# Cartoon Time



Make a comic strip based on the book.  
In each panel, draw pictures about the book.  
Add speech balloons.  
Color the pictures.




Name \_\_\_\_\_ Date \_\_\_\_\_



# Picture Dictionary

Choose 5 words from your book.  
Write each word on one page of the  
mini-book below.  
Draw a picture to show the word's meaning.

Cut out the dictionary pages.  
Arrange the pages in ABC order.  
Staple them together to make a book.



's Picture Dictionary	

