

# Debate Class

Edward Povey

THE GREAT



**DEBATE**

## Class 1

- Warm up
- Understanding debate (process, formats, tournaments)
- Debate examples
- Rules for competitive debating
- Public speaking
- Argumentation: Assertion, reasoning, evidence
- Watching a debate



**Warm up topics**

Silly debates!



## Warm up topics



# Silly debates!

- New topic
- Quickly choose A or B (each student should be one)
- 1 minute preparation time - think about main points, reasons, arguments, evidence
- 1 minute only side A speaks
- 1 minute only side B speaks
- 1 minute final discussion where you can discuss together your arguments and agree/disagree.

# Warm up: Silly Debates




My topic choice	My partner's topic choice	My argument	Against my partner's choice
(Example) Juice	Coca-Cola	<ul style="list-style-type: none"><li>• Healthier</li><li>• Less sugar</li><li>• Fruit (five a day)</li><li>• Refreshing</li></ul>	<ul style="list-style-type: none"><li>• Too much sugar</li><li>• Harms your stomach</li><li>• Harms teeth</li></ul>



THE GREAT



**DEBATE**




THE GREAT



**DEBATE**



*Instagram*





# THE GREAT



# DEBATE



VS.



THE GREAT



**DEBATE**



VS.





THE GREAT



**DEBATE**




VS.





iPhone




Android /  
Samsung



THE GREAT



**DEBATE**







## Debate Language

**What debate expressions did you use?**

**Make a list of expressions that you used for saying your opinion, agreeing, disagreeing, giving reasons, etc.**

**Examples:**

*I completely disagree with...*

*That's a good point, but...*

*According to...*

*An example of this is...*



# Debate Language

A screenshot of a YouTube video player. The video shows a woman with dark hair, wearing a striped shirt, speaking. To her left is a green plant. The video player interface includes a progress bar at 0:01 / 6:08, a title 'Common phrases that you might hear in a debate', and various control icons. Below the video, the text '#ABAEnglish #LearnEnglish #Debate' and 'How to debate in English: Vocabulary and Phrases' is visible.

#ABAEnglish #LearnEnglish #Debate  
How to debate in English: Vocabulary and Phrases

[https://www.youtube.com/watch?v=-VVfwNo\\_29I](https://www.youtube.com/watch?v=-VVfwNo_29I)

# Debate Language

THE GREAT



**DEBATE**

First, second, third, etc.

There are many examples of this, for instance...

'In fact, you can find many examples for this in real life, just think of...'

'There are similar cases such as...'

'So in this example, we can clearly see the effect of...'

'So as you have seen in my argument... therefore'

'I see your point., but I think...'

'Yes, I understand, but my opinion is that ...'

'That's all very interesting, but the problem with that...'

'I'm afraid I can't quite agree with your point...'

'We can see what you're saying, but here is my reply.'

'Here are the main points.'

'To recap, the main points.'

'Let me summarize our position in this debate.'

'In summary, I want to point out that...'

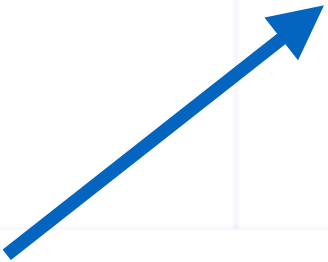
Slightly, significantly, particularly, far more, far better.



# Debate Language



CLARIFICATION & INFORMATION REQUESTS	DISAGREEMENT	AGREEMENT	SUPPORTING & EMPHASIZING A POINT
<p><b>4 categories</b></p> <p><u>Match the expressions and write them in the table.</u></p>			



I'd like to add something to that.  
I completely/totally agree.  
I fully support that stance.

By that, I mean...  
What I mean is...  
An example of this is...  
To be more specific,...

## Expressions

Could you repeat that?  
Could you explain that (in more detail)?  
What's the difference between X and Y?

I'm afraid I don't agree because...  
I'm sorry, but I have to disagree because...  
I see your point, but...

I want to stress/highlight...  
I'd like to emphasize...  
The crucial/essential/fundamental point is...

I agree with Q's point because...  
That's a good point.  
I think Q has the right idea.

No, I don't think that's true because...  
I completely/totally disagree.  
I take your point, but...

Do you mean...?  
What do you mean?  
What does that mean?  
Could you clarify...?

REPHRASING	CONNECTING IDEAS & SUMMARIZING	EXPRESSING CERTAINTY	REFERRING TO RESEARCH
<p>In other words, you're saying... If I understand you correctly, you're saying...</p> <p>It seems to me... I imagine... As far as I know... I think/believe...</p> <p>What I'm suggesting is... What I meant to say... Let me put it another way...</p> <p>The work of Q shows/indicates/reveals that Q argues/points out/makes clear that...</p>	<p>I'm pretty sure/certain... I'd like to say/point out... I'm positive/sure/certain/convinced that...</p> <p>In a study of X, Q found that... Q has drawn attention to the fact that... According to Q... In an article by Q...</p> <p>Q said that... and I'd like to add... Returning to the previous topic... In light of what was said earlier...</p> <p>In other words... That is to say... To put it another way... The point I'm making is...</p>		

# DEBATE LANGUAGE: Professional Speaking Skills

## CLARIFICATION & INFORMATION REQUESTS

- Do you mean...?
- What do you mean?
- What does that mean?
- Could you clarify...?
- Could you repeat that?
- Could you explain that (in more detail)?
- What's the difference between X and Y?

## OPINION & PARTICIPATION REQUESTS

- What do you think about...?
- I'd like to know Q's opinion about...
- Let's hear what Q has to say about this.
- Let's consult other group members before proceeding.

## DISAGREEMENT

- I'm afraid I don't agree because...
- I'm sorry, but I have to disagree because...
- I see your point, but...
- No, I don't think that's true because...
- I completely/totally disagree.
- I take your point, but...

## AGREEMENT

- I agree with Q's point because...
- That's a good point.
- I think Q has the right idea.
- I'd like to add something to that.
- I completely/totally agree.
- I fully support that stance.

## INTERRUPTING

- Excuse me,...
- I'm sorry,...
- Before you go on,...
- I'd like to add something.
- I'd like to comment on that.
- Can I say something?
- May I interrupt for a moment?
- I have a question about that, if I may.

## SUPPORTING & EMPHASIZING A POINT

- By that, I mean...
- What I mean is...
- An example of this is...
- To be more specific,...
- I want to stress/highlight...
- I'd like to emphasize...
- The crucial/essential/fundamental point is...

## REPHRASING

- In other words,...
- That is to say,...
- To put it another way,...
- The point I'm making is...
- What I'm suggesting is...
- What I meant to say...
- Let me put it another way.

## CONNECTING IDEAS & SUMMARIZING

- Q said that..., and I'd like to add...
- Returning to the previous topic,...
- In light of what was said earlier,...
- In other words, you're saying...
- If I understand you correctly, you're saying...

## EXPRESSING CERTAINTY

- It seems to me...
- I imagine...
- As far as I know,...
- I think/believe...
- I'm pretty sure/certain...
- I'd like to say/point out...
- I'm positive/sure/certain/convinced that...

## STAYING ON TOPIC

- I think we're getting off topic.
- Could we go back to...?
- Perhaps we should return to the topic at hand.

## FOLLOWING UP A QUESTION

- That's not really what I was asking. My question is about...
- Perhaps I didn't make my question clear. In fact what I asked was...
- I think you've answered a slightly different question. What I would like to know is...
- I understand that but what I actually had in mind was...
- Sorry, I'm still not clear about...

## REFERRING TO RESEARCH

- The work of Q shows/indicates/reveals that...
- Q argues/points out/makes clear that...
- In a study of X, Q found that...
- Q has drawn attention to the fact that...
- According to Q,...
- In an article by Q,...



# Introduction to debate



<https://www.youtube.com/watch?v=ITSkkxu8on0>

# Introduction to debate

THE GREAT



**DEBATE**

***Everybody  
should get universal  
basic income!***



# Motion

is usually controversial and  
has **no clear or correct answer**

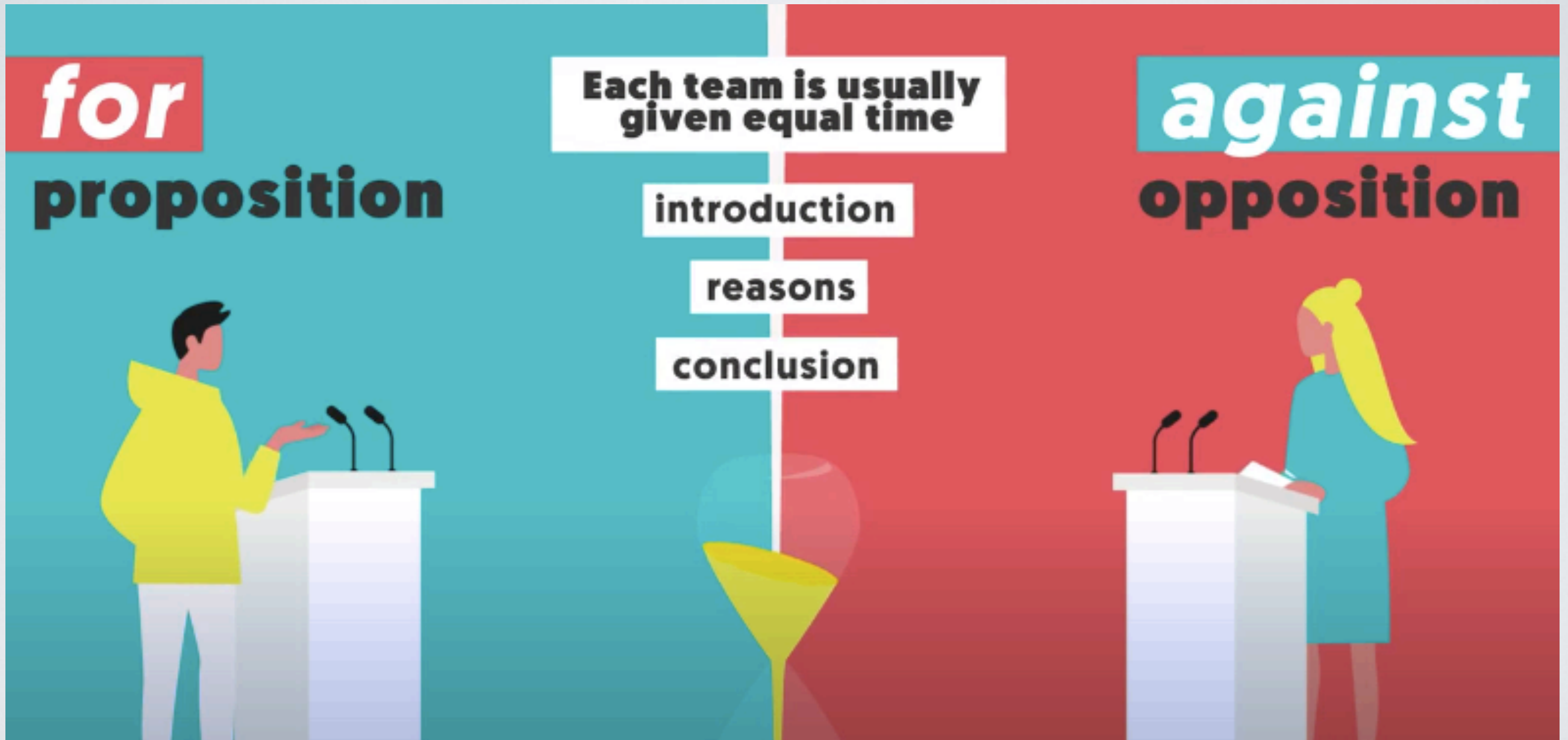


# Introduction to debate

THE GREAT



**DEBATE**



# Introduction to debate





## Introduction to debate

**think critically**

**and analyse a problem**

**present your thoughts**

**logically and elegantly**

**speak confidently in public**

**listen carefully and interpret**

**information quickly**

**develop empathy and**

**broaden your worldview**

THE GREAT



**DEBATE**

Which of these is most important and useful?

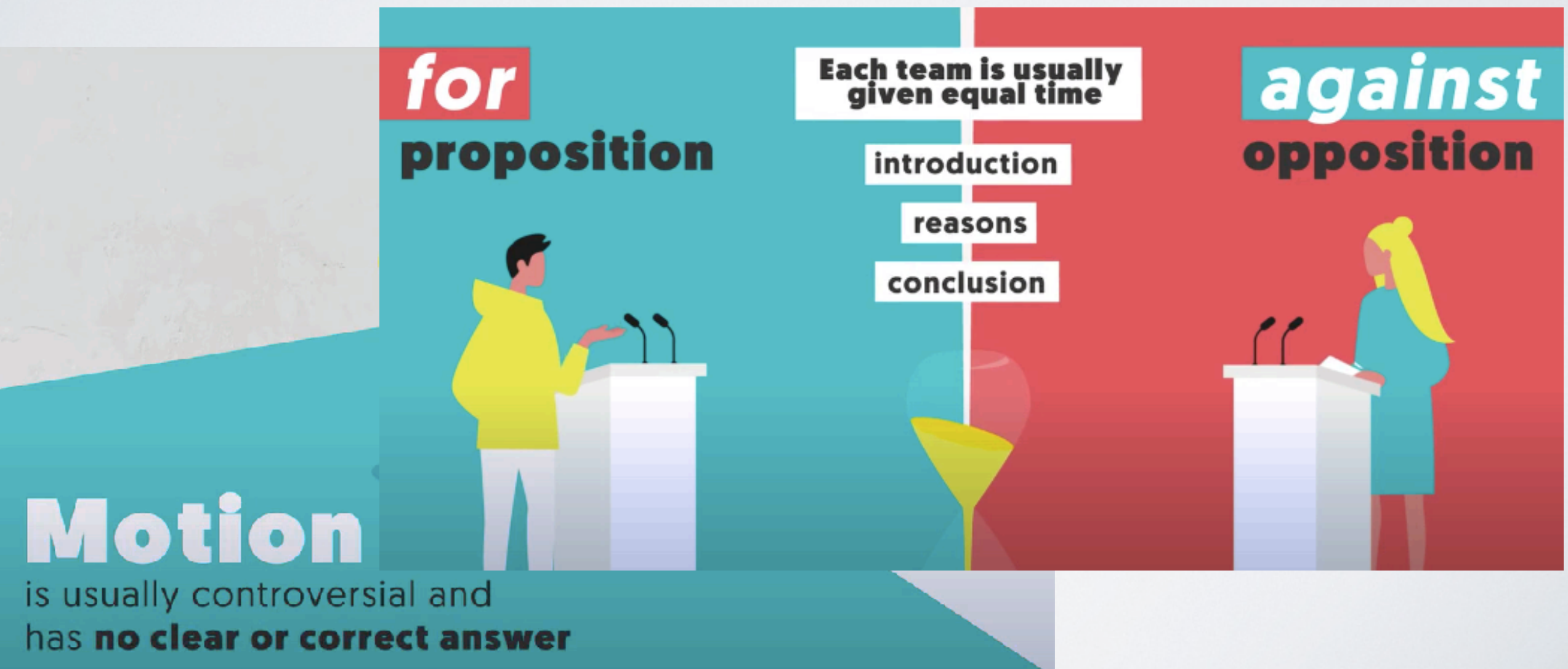
Discuss with your partner.



## Debate process

Four main components:

- Topics for debate
- Defined sides (for and against)
- Order of speeches
- Criteria of evaluation





# Debate process



## Order of speeches

### PDP (Public Debate Program) Format:

#### (Preparation time)

- |                             |           |
|-----------------------------|-----------|
| 1. 1st speaker, proposition | 6 minutes |
| 2. 1st speaker, opposition  | 6 minutes |
| 3. 2nd speaker, proposition | 6 minutes |
| 4. 2nd speaker, opposition  | 6 minutes |

#### (Preparation time)

- |                                  |           |
|----------------------------------|-----------|
| 5. Rebuttal speaker, opposition  | 5 minutes |
| 6. Rebuttal speaker, proposition | 5 minutes |

We will use a simplified version of this format.

# Debate process



## Rules

### PDP (Public Debate Program)

- Teams are randomly assigned a side (prop or opp)
- Teams have 20-30 minutes to prepare
- Notes are written on colored paper (each side different)
- Reading prepared speech is prohibited (notes ok)
- Judge must explain scoring

We will use a simplified version of this format.



# Debate process

THE GREAT



**DEBATE**

World Schools Style Debate Format  
the Nuts and Bolts

hub  
SCUOLA

0:02 / 4:46

Debating skills - World Schools Style Debate Format: The Nuts and Bolts

[https://www.youtube.com/watch?v=\\_44DUadtPjo](https://www.youtube.com/watch?v=_44DUadtPjo)

# Debate process

THE GREAT



**DEBATE**

## 1st proposition speech





# Debate process

THE GREAT



**DEBATE**

## **Proposition 1**

introduce the motion and define the terms

***We should ban the sale of plastic bags. By “plastic bags” we mean single-use plastic shopping bags.***

Let's practice:  
**All people should become vegetarian**

***I am the first speaker for the proposition and this is our caseline:***

***“Single-use plastic bags **threaten our environment** and **our health** and therefore should be permanently eradicated.”***

***We should ban the use of plastic bags because***

***A- they litter cities and parks***

***B- they contribute to global climate change***

***C- they contain toxic chemicals that are damaging to human health***

# Debate process

THE GREAT



**DEBATE**

## **OPPOSITION FIRST REBUTTAL**

**We can expose holes in their argument by pointing out exceptions.**

**We can prove that the proposition's argument isn't *always* valid.**



Now write a rebuttal (opposition) to your argument.

**All people should become vegetarian**



# Debate process



## Public speaking

How you speak and communicate are important.

- Volume - increase volume, project your voice
- Pace - sometimes fast, sometimes slow
- Emphasis - strong intonation on key points
- Pauses - after big statements

# Debate process



## Non-verbal

- Relax your body before your speech
- Eye contact with audience
- Gestures to emphasize key points
- Move around, but not too much!



# Debate process

THE GREAT



**DEBATE**

Debate style  
it's all about how you say it

hub  
SCUOLA

0:03 / 3:33

Debating skills - Debate Style: It's all about how you say it

<https://www.youtube.com/watch?v=F84Y0jQwG0w>

# Powerful debate words

Duty

Efficient

Focus

Forward

Freedom

Guarantee

Identity

Immediate

Implement

Improve

Innovate

Justice

Key

Liberty

Lifesaving

Manage

Mobilize

Overcome

Plan

Prevent

Progress

Protection

Responsibility

Security

Simplify

Solve

Suddenly

Superior

Tradition

Triumph

Truth

Ultimate

Urgent

As evidence shows

At last

Call to action

Important development

Last chance

New technique

Now is the time

On the brink

**Write 5 sentences using these words.**

Computer games are too violent.

Every student should attend university.

North and South Korea should unite.



# Debate process



## Argumentation: A.R.E.

1. Assertion - claim, statement, opinion
2. Reasoning - because... (multiple)
3. Evidence - proof of reason

I deserve a good grade in class (assertion) because I have worked hard this year (reasoning). For example, I wrote a long research paper and turned in all of my homework on time (evidence).

Let's practice.

Why do you deserve more pocket money from your parents?

**Motion: Large social media companies make unfair use of users' personal information**

Affirmative Team  
**1st SPEAKER**

Good morning/afternoon adjudicators, ladies and gentlemen. Today's motion is large social media companies make unfair use of users' personal information.

To begin with, I will first define the word 'fairness'. According to the Cambridge Dictionary, fairness is the quality of treating people equally or in a way that is right or reasonable. So equality is a crucial factor for fairness.

Our teamline today is that "The relationship between social media companies and their users is largely unequal and non-consensual." Today, I will be talking about the inequality between

rights to the company completely. It is an unequal power dynamics.

The opponent might argue the Facebook users "agree" to cede their rights to Facebook when they click "I Agree". However, we say such an "agreement" is very unequal and unfair. Since Facebook is a powerful listed company, individual users always have no say in what the company decided on the privacy regulations. According to an article of Digital Trend, Facebook mandatorily made users' certain information public and made their accounts visible on search engines in last year's October by changing its privacy settings again. All these are not what the users agree to when they sign up. But since the users are caught in an unequal treaty, they have to say but to reluctantly accept the unfair treatment.

Since the social media treatment of users is against the principles of equality and thus



Name: \_\_\_\_\_

Date: \_\_\_\_\_

## Argument Writing: Make a Claim

When you make an **argument**, you are making a claim that you believe is true. For example, you might argue that you should be allowed to have a pet dog. To make an effective argument and convince your reader you are right, you will need to provide examples or evidence that support your claim.

A **counter-argument** is a statement that opposes your claim. For example, your parents might argue that you are not responsible enough for a pet dog. Addressing a counter-argument in your writing will make your claim stronger!

### How to write an argument:

1. Make a claim.
2. Provide evidence to support your claim.
3. State the counter-argument. (ex. some people think...)
4. Give a rebuttal. (ex. ...but evidence shows...)
5. Restate your claim in a powerful way.

Use the steps above to write an argument about the given topic.

**Topic:** Does homework help you learn?

---

---

Name: \_\_\_\_\_



# DEBATE WARM UP



For each of the topics, write a catchy opening and list 3 points about your position.

**Topic:** Animals should or shouldn't be used to test products.

**Your position:** \_\_\_\_\_

\_\_\_\_\_

**3 Points to Support your position:**

①: \_\_\_\_\_

②: \_\_\_\_\_

③: \_\_\_\_\_

**Topic:** Students should or shouldn't be going to school year round.

**Your position:** \_\_\_\_\_

\_\_\_\_\_

**3 Points to Support your position:**

①: \_\_\_\_\_

②: \_\_\_\_\_

③: \_\_\_\_\_

**Topic:** Girls and boys should or shouldn't attend gender specific schools.

**Your position:** \_\_\_\_\_



# Debate Peer Review Worksheet

Debate topic: \_\_\_\_\_

Debate team: \_\_\_\_\_

Reviewer: \_\_\_\_\_

## Circle Your Response.

Opening statements were well organized and easy to understand.

**Never**      1      2      3      4      **Always**

Rebuttal specifically addressed opening argument.

**Never**      1      2      3      4      **Always**

Students spoke loud enough to be heard.

**Never**      1      2      3      4      **Always**

Respect was shown throughout the debate.

**Never**      1      2      3      4      **Always**

Argument was persuasive.

**Never**      1      2      3      4      **Always**

Comments:

---

---



[Intelligence-High School Debate] Governments should provide a universal basic income \_ Part.1

## Arirang high school debate (Part 1)

<https://www.youtube.com/watch?v=iMEwVXv2aQc>



## Debate topics

- Junk food should be taxed
- South Korea should implement a 4-day work week
- South Korea should introduce Universal Basic Income
- Should parents be allowed to choose their baby's gender?
- Should Covid vaccinations be mandatory?
- Should school homework be banned?
- Are single-sex schools better for student learning and mental health?
- The internet should be banned from schools
- Sports stars are paid too much money
- Computer games are too violent
- Every student should attend university
- North and South Korea should unite
- Plastic bags should be banned
- All people should become vegetarian
- Humans should colonize space and other planets
- Social media should be banned for young people
- Men and women have achieved equality
- Men and women should have different roles in society
- Women are smarter than men



# DEBATE FORMAT & SAMPLE VOCABULARY



## First Affirmative (For)

- Makes a strong argument for their side
- Provides a proof
- Provides 2-3 main points supporting their side

## Sample Vocabulary:

- First of all, I would like to state/say...
- To begin with...
- Our position is.....and as far as we are concerned....



## First Negative (Against)

- Makes a strong argument against the affirmative
- Provides a proof and makes 2-3 points for their side
- Refutes affirmative's major points with reasoning

## Sample Vocabulary:

- Let me respond by stating....
- We disagree because...
- The point I want to raise is....
- They say.....but.....



## Second Affirmative (For)

- Refutes Negative's major points with reasoning
- Provide new information supporting their side

## Sample Vocabulary:

- I'd like to point out that
- I have to disagree with you because....
- In contrast to what you said...
- A point I'd like to raise is.....

