


Sample lesson

Age: **Middle school to adult**

Level: **High beginner / Lower intermediate**

Note: In this lesson, pay attention to the scaffolding of the target language.

Can you name them?



Discussion: What do you know about the UK?

people, celebrities,
authors, actors



places, cities, landmarks

history

movies and music

...any more?

Can you guess what we're going to learn about today?



What do you know about this topic?

What is it?



a scone

What is it?



fish 'n' chips

What is it?



cheese and crackers

What is it?



balti

What is it?



a full English breakfast

What is it?



shepherd's pie

fish 'n' chips
or
cheese and crackers?



Is it a balti or shepherd's pie?



Which one is a full English breakfast?

a



b



c



Which one is a scone?

a



b



c



Can you name them?



Can you name them?



Look at the food and remember them.



What's missing?



What's missing?



How do you think he feels?



How do you think he feels?



What do you think he wants?

What food do you want when you are hungry?

I'd like



a scone



a full English breakfast



cheese and crackers

I'd like



a balti



a shepherd's pie



fish 'n' chips

Where do you think this is?





What would you like?



I'd like...

Circle drill



Look and remember

1

What

2

would

3

you

4

like?

5

I'd

6

like

7


a

8


scone.

QUIZ!


1




2




3




4




5




6



7



8




Why are these people in different groups?



Peter



Bob



Jane



Amy


Why are these people in different groups?



Peter



Bob



Jane



Amy

For boys and men
we say 'he'

For girls and women
we say 'she'


Can you guess what British food they would like?



Peter



Bob



Jane



Amy

He'd like...

She'd like...

Q: What would **Peter** like?

A: **He**'d like...



Team game!

Q: What would **Peter** like?

A: **He**'d like...



Team game!

Q: What would **Amy** like?

A: **She**'d like...



Team game!

Q: What would **Amy** like?


A: **She**'d like...



Team game!

Q: What would **Jane** like?

A: **She**'d like...



Team game!

Q: What would Jane like?

A: She'd like...



Team game!

Q: What would **Bob** like?

A: **He**'d like...



Team game!

Q: What would **Bob** like?

A: **He**'d like...



Team game!

Is it right?

Q: What would **Bob** like?

A: **She**'d like a shepherd's pie.




Is it right?

Q: What would **Amy** like?

A: **She**'d like cheese and crackers.





Memory game

1. I'd like a scone.
2. He'd like a scone. I'd like a balti.
3. He'd like a scone. She'd like a balti. I'd like a full English breakfast.
4. He'd like a scone. She'd like a balti. She'd like a full English breakfast. I'd like...

Note for teachers:

Notice how the pictures were recycled many times using different types of memory games, repeating activities and guessing games.

This could easily be done with flashcards. The students have been given many opportunities to internalize (memorize) the language.

Mingle activity

1. Write one of the foods on a piece of paper.
2. Let me collect the papers and mix them.
3. Take a new piece of paper.



a scone



a shepherd's pie



fish 'n' chips



a balti



cheese and crackers



a full English breakfast

Mingle activity



4. Stand up with a pencil and a notepad.
5. Walk around the room asking what people would like.
6. Write their name on your notepad and the food they would like.