



Materials Design & Development

Receptive skills

- Example lesson
- Group lesson planning
- Homework



Planning for listening

When planning for listening practice, it is useful to think about these three stage:

1. PRE / BEFORE

- prepare students to understand the input

2. DURING

- comprehension activities with your text

3. POST / AFTER

- activities after using the text to extend the language content and topic



Task: Categorize the word cards into P-D-P.

BEFORE / PRE

uehwufbef ktdvw
kjabdfks kjdbs

uehwufbef ktdvw
kjabdfks kjdbs

DURING

uehwufbef ktdvw
kjabdfks kjdbs

uehwufbef ktdvw
kjabdfks kjdbs

AFTER / POST

uehwufbef ktdvw
kjabdfks kjdbs


uehwufbef ktdvw
kjabdfks kjdbs



Pictures by Eric Carle

**Brown Bear,
Brown Bear,
What Do You See?**

by Bill Martin, Jr.






Listen and hold up the crayon!



I spy, something that is green.


yellow, black, orange, white, red, ...




a bear






a bird











a duck



a horse






What animal is it? ... It's blue. ... It's purple. ...



Listen and clap when you hear the animal.


Brown Bear, Brown Bear What do you see?





Based on the book by Eric Carle




Brown bear, brown bear,
What do you see?




I see a red bird, looking at me!




Red bird, Red Bird
What do you see?





I see a yellow duck
looking at me!




Yellow duck, yellow duck,
What do you see?





I see a blue horse
Looking at me!




Blue horse, Blue Horse
What do you see?





I see a green frog,
Looking at me!




Green frog, green frog
What do you see?





I see a purple cat
Looking at me!




Purple Cat, Purple Cat
What do you see?



I see a white dog,
Looking at me!



White dog, White dog
What do you see?





I see a black sheep
Looking at me!




Black Sheep, Black Sheep
What do you see?




I see a goldfish
looking at me!



Goldfish, Goldfish
What do you see?











I see the children
Looking at me!



Now listen and sequence.

True or False?




Let's make a new story!

Choose a new animal and a color.



Green koala, green koala, what do you see?

I see a ...



Brown Bear song with actions

- YouTube is a great place to look for popular songs to learn actions that you can use in the classroom.

<https://www.youtube.com/watch?v=Hjh8B6vHKAk>



Lesson Planning

This week we will start planning a listening activity for young learners. This is a practice project.

You will work in small groups to develop a listening activity plan.

The listening activity should have 5-6 steps following the P-D-P framework.

Class time will be given for preparation.

In 2-3 weeks, you will present and explain your activity to other groups.

Consider the age of your students and the listening material you wish to use.

The listening material could be:

- a song or chant
- a story
- a video clip
- the teacher




Class Practice Lesson Plan

Let's start planning a lesson together. We're going to use this song:

<https://www.youtube.com/watch?v=aDOBp9C2Fml>

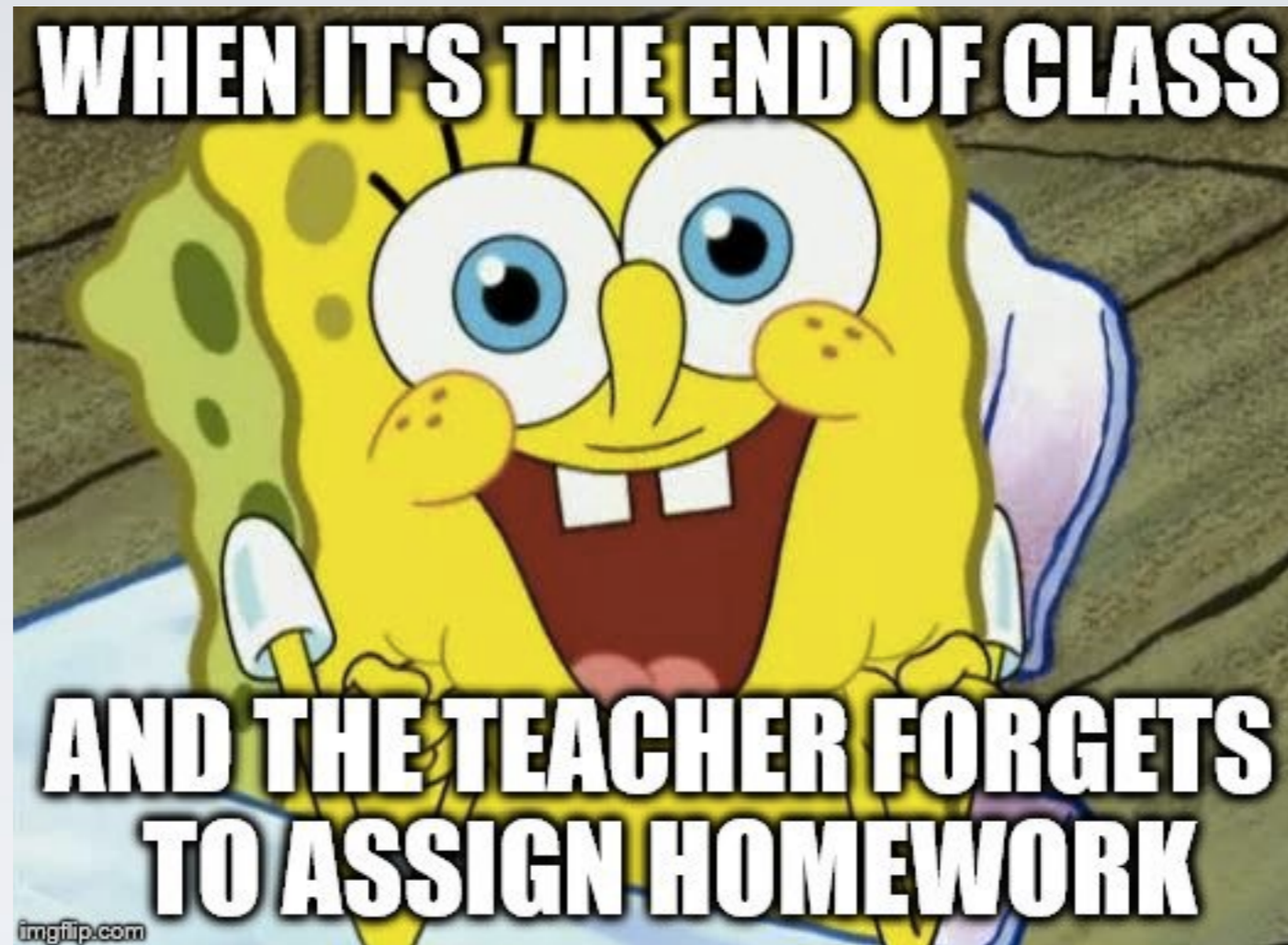
1. Listen to the song.
2. Discuss your ideas for Pre stage, During stage and Post stage.
3. Let's start developing the lesson idea together. Remember, the lesson should have about 6 steps.





Group Practice Lesson Plan

1. Get into groups.
2. Discuss your ideas for listening material
3. Decide which listening material you want to develop a lesson for.
4. Start brainstorming your lesson.



Homework

Read Week 12 homework about PDP framework.

p.155~