



Storytelling Class

Today's class

- Review
- Book reports
- Think Aloud strategy
- Storytelling demo
- TPR
- Homework

Reading Strategies



Predict



Visualize




Question

COMPREHENSION
Making Connections

The diagram illustrates three types of connections: 1. An open book labeled 'text' connected by a double-headed arrow to a girl labeled 'self'. 2. Two open books, both labeled 'text', connected by a double-headed arrow. 3. An open book labeled 'text' connected by a double-headed arrow to a globe labeled 'world'.

Connect



Identify

Evaluation

- OUTSTANDING
- Excellent
- Very Good
- Average
- Below Average

Evaluate

Reading Strategies

Infer

John was running for the bus. Every morning was the same.

What can we guess about John?

Skimming

Who are the two characters in this story?

As soon as the young princess saw her ball, she ran to pick it up; and she was so overjoyed to have it in her hand again, that she never thought of the frog, but ran home with it as fast as she could.

The frog called after her, 'Stay, princess, and take me with you.'

Scanning:

On the next page, tell me how much a **Burger Basket** costs.

PORKY BURGER \$6.99
 1/2 pound burger with Canadian bacon, sauted mushrooms, Swiss cheese and all the trimmings.

BEAN BURGER
 Grilled patty with refried beans, cheddar, Fritos®, onions, and picante.
 1/3 Pounder \$5.59
 1/2 Pounder \$6.59
 Add guacamole.79

burger* with double cheddar and small fries
\$7.59



SOUTHWEST BURGER
 1/2 # 100% ground chuck on a cheddar jalapeño bun with green chiles, Pepper Jack cheese, South of the Border mayo and all the trimmings \$6.99

CHILI-CHEESE BURGER
 Mustard, onions, chili, and cheese.
 1/3 Pounder \$6.59
 1/2 Pounder \$7.59

EXTRAS \$.79
 Guacamole • Bacon • Jalapeños
 Grilled Onions • Mushrooms • Cheese
 Green Chiles • Cheddar jalapeño bun

BURGER BASKET
 Add side of fries, tots, onion rings or tossed salad to any Cheeseburger or sandwich. \$1.29

**BIG SHAKES
 BIG MALTS**



MADE THE OLD-FASHIONED WAY WITH CHEESY JANE'S CUSTOM BLEND ICE CREAM.

Regular (16 oz) .. \$3.99
 Served with the tin
 Available with non-fat yogurt.

SLIDERS
BABY JANE BASKET \$3.79
 Mini Burger, choice of cheese, lettuce & tomato, with fries.
DOUBLE BABY JANE \$5.59
 Two Mini Burgers, choice of cheese, lettuce & tomato, with fries.
BABY JANE SAMPLER . . . \$6.99
 Three Mini Burgers: Sissy, Porky, and Bean Burger, with fries.

BEER & WINE

Bottled Beer \$3.29
 Budweiser • Bud Light • Michelob Ultra

SPICY SPLINTERS™
 Battered and fried onion and jalapeño slivers. Served with ranch dressing
 Regular \$3.79

FRIES, TOTS AND RINGS

NATURAL CUT FRENCH FRIES
 Regular \$1.99
 Large \$3.89
 Cheese Fries. \$4.29
 Chili-Cheese Fries \$4.99

Reading Strategies

Let's look at some book reports. Which reading strategies do they focus on?

Predict

Visualize

Question

Connect

Identify

Evaluate

Infer

Name _____ Date _____

Book Title _____



Character Interview

Level 3

Imagine that you are going to interview a character in the book. Think of 3 questions to ask this character. Write them on the lines below.



Name of Character

.....

Question 1

.....

.....

Question 2

.....

.....

Question 3

.....

.....

★**Bonus**★ Think about how the character might respond to your questions.

Reading Strategies

Let's look at some book reports. Which reading strategies do they focus on?

Predict

Visualize

Question

Connect

Identify

Evaluate

Infer

Name _____ Date _____

Book Title _____



Plot Chart

A story plot moves from one event to the next.
Fill in the chart to show the main events in your book.

Event 1



Event 2



Event 3



Event 4



Ending of book

Reading Strategies

Let's look at some book reports. Which reading strategies do they focus on?

Predict

Visualize

Question

Connect


Identify

Evaluate

Infer



Name _____ Date _____

Book Title _____



Design a New Cover

Design a new cover for your book.
Write the book title on your cover.
Write the names of the author and illustrator.



Level 4

Ready-to-Use Independent Reading Management Kit Scholastic Professional Books

Reading Strategies

Let's look at some book reports. Which reading strategies do they focus on?

Predict

Visualize

Question

Connect

Identify

Evaluate

Infer

Name _____ Date _____

Book Title _____



I Predict . . .

Fill in the left column of the chart *before* you read the book.

Fill in the right column *after* you read the book.



Before Reading	After Reading
I predict that the book is about: _____ _____ _____ _____ _____ _____ _____	This is what the book really is about: _____ _____ _____ _____ _____ _____ _____
I predict that the main character will: _____ _____ _____ _____ _____ _____ _____ _____ _____	This is what really happens to the main character: _____ _____ _____ _____ _____ _____ _____ _____ _____

Reading Strategies

Let's look at some book reports. Which reading strategies do they focus on?

Predict

Visualize

Question

Connect

Identify

Evaluate

Infer

Name _____ Date _____

Book Title _____



What's the Problem?

The main character in a book almost always has a problem or a goal.

The solution of the story tells how the character solves the problem or reaches the goal.

Complete these sentences about the problem or goal in your book.



The character's problem (or goal) is

First, the character tries

Then, the character

Finally, the character solves the problem or reaches the goal by

Level 7

Reading Strategies

Let's look at some book reports. Which reading strategies do they focus on?

Predict

Visualize

Question

Connect


Identify

Evaluate

Infer

Name _____ Date _____

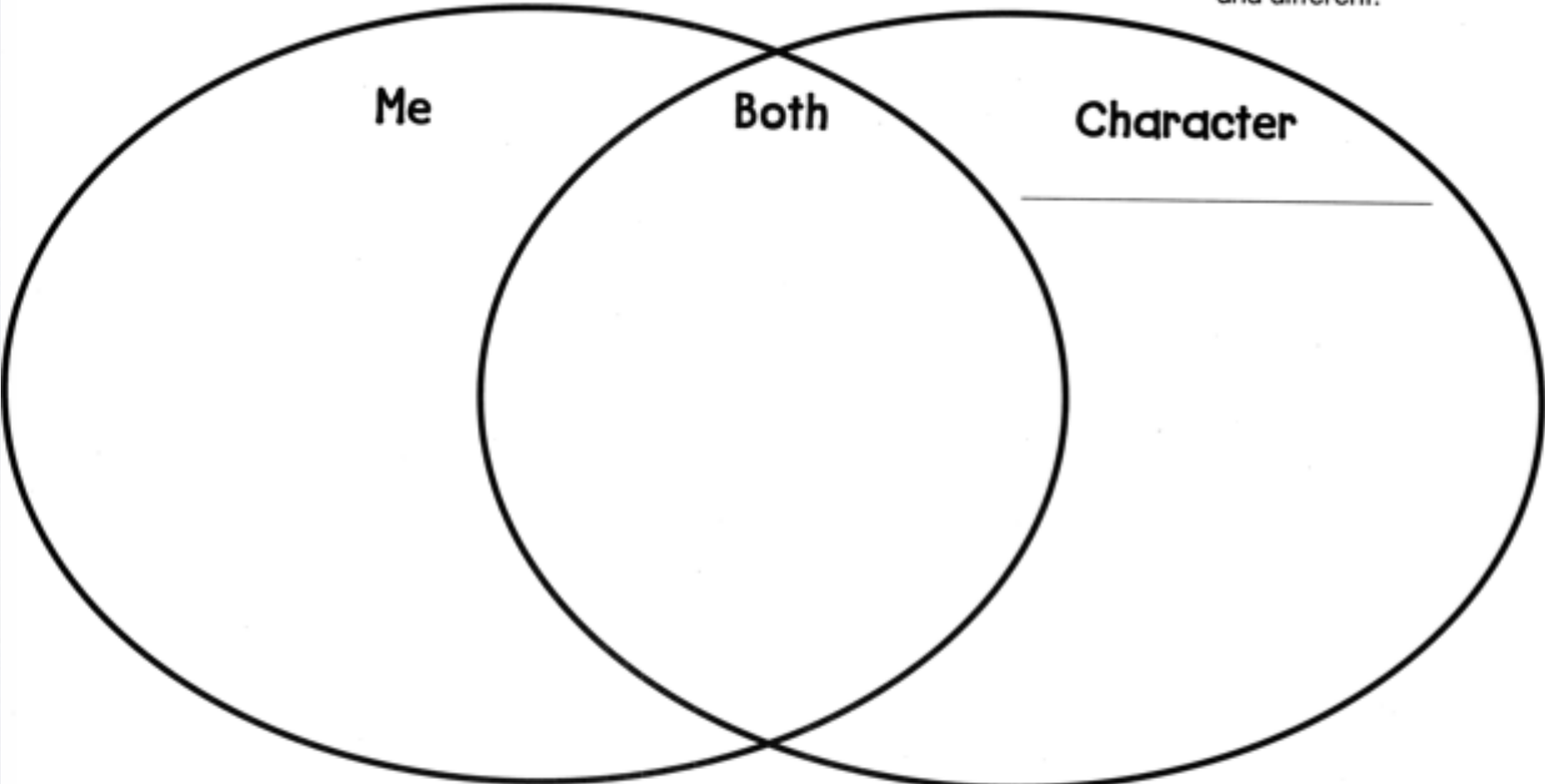
Book Title _____



Compare Yourself to a Character

How are you like a character in your book? Fill in the Venn diagram to show how you are similar and different.

Me Both Character



Ready-to-Use Independent Reading Management Kit Scholastic Professional Books

Reading Strategies

Let's look at some book reports. Which reading strategies do they focus on?

Predict

Visualize

Question

Connect

Identify

Evaluate

Infer

Name _____ Date _____

Book Title _____



My Opinion

Use the form to tell what you think about your book.

I think this book is: poor good very good excellent

My favorite part of the book is _____

I like this part because _____

The main character reminds me of _____

I think the author is good at _____

I would recommend this book to a friend. yes no maybe

Reading Strategies

Let's look at some book reports. Which reading strategies do they focus on?

Predict

Visualize

Question

Connect

Identify

Evaluate

Infer

Name _____ Date _____

Book Title _____



Reader Response



Answer the questions below in complete sentences.

1. What is your favorite part of the book? Why?

2. Are there parts you don't like? What are they?

3. Write your favorite sentence.

4. Who is your favorite character in this book? Why?

5. What did you learn from this book?

Reading Strategies

Let's look at some book reports. Which reading strategies do they focus on?

Predict

Visualize

Question

Connect


Identify

Evaluate

Infer

Name _____ Date _____

Book Title _____



Author Interview



If you could meet the author of your book, what questions would you ask? Write 5 questions for the author. You can ask about the author, the book, the writing process, or other topics of interest.

Author _____

1. _____

2. _____

3. _____

4. _____

5. _____

Questions to ask during storytelling

Questions types:

- personalize
- elicit language or information
- FOWTAK
- arouse curiosity and motivation
- focus attention
- predictions
- check understanding
- encourage thought and reaction
- show interest

Let's Discuss Book Reports Level 4 and the reading homework



READING STRATEGIES

PREDICT

Determine what you think will happen in the text. Use the title, text, and illustrations to help you.

VISUALIZE

Create mental images of the settings, characters, and events in the text.

QUESTION

Stop and ask yourself questions to see if the text makes sense. Reread the text if you need more information.

CONNECT

Think about what you already know about the text. Find ways to relate the text to yourself, other texts, and the world around you.

IDENTIFY

Determine the author's purpose. Find the important details, the main idea, and the themes of the text.

INFER

Use clues in the text and your own knowledge to fill in the gaps and draw conclusions.

EVALUATE

Think about the text as a whole and form opinions about what you read.

How can we teach reading strategies?
~ by modeling (demonstrating).

‘Think aloud’ is a way to do this.



‘Think aloud’ strategy for modeling predicting.


From about 1:40 - 4:30

<https://youtu.be/5V1g1cp5PVk?t=1m42s>

Think aloud

Modeling reading strategies:

Predicting




Think aloud

Modeling reading strategies:

Text connections

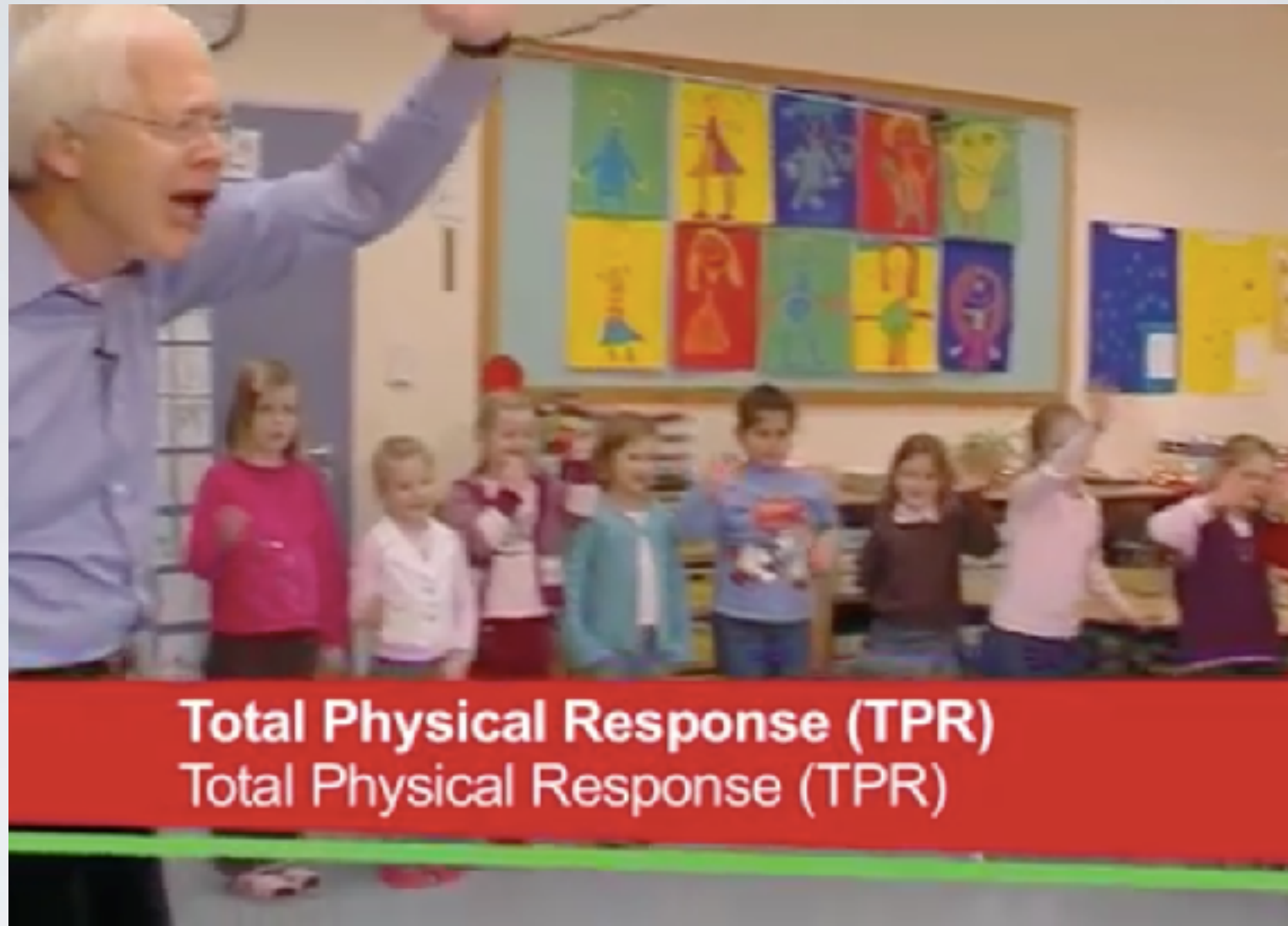
Practice: Your turn!
Use the cover of your book
to ask questions and get
students' interest.





Storytelling

Think about what I did before, during, and after storytelling.



Total Physical Response (TPR)
Total Physical Response (TPR)

Total Physical Response

What does the teacher do differently at the beginning and at the end?

<https://www.youtube.com/watch?v=bkMQXFOqyQA>

TPR

Let's mime 'Buying ice cream' with TPR
What do we do? 1, 2, 3, 4?

How to do this action game:

1. Choose a situation and the commands
2. Make a list
3. Show the action and say the command
4. Repeat the actions several times
5. Stop doing the actions to check learners understand



Week 7 Homework

1. Reading homework - take notes + underline
2. Complete two book reports Level 5, with a new story book if possible. Bring next week.