



Storytelling Class

Today's class

- Review
- Book reports
- TPR
- Storytelling practice
- Homework

How can we teach reading strategies?
~ by modeling (demonstrating).

‘Think aloud’ is a way to do this.



‘Think aloud’ strategy for modeling predicting.


From about 1:40 - 4:30

<https://youtu.be/5V1g1cp5PVk?t=1m42s>

Think aloud

Modeling reading strategies:

Predicting




Think aloud

Modeling reading strategies:

Text connections

Practice: Your turn!
Use the cover of your book
to ask questions and get
students' interest.



Questions to ask during storytelling

Questions types:

- personalize
- elicit language or information
- FOWTAK
- arouse curiosity and motivation
- focus attention
- predictions
- check understanding
- encourage thought and reaction
- show interest

Let's Discuss Book Reports Level 5

With your storybook, brainstorm questions you can ask on each page.

Remember: Keep the questions simple and clear. Try to ask about varied things (predicting, the pictures, characters, words, etc.)

READING STRATEGIES

PREDICT

Determine what you think will happen in the text. Use the title, text, and illustrations to help you.

VISUALIZE

Create mental images of the settings, characters, and events in the text.

QUESTION

Stop and ask yourself questions to see if the text makes sense. Reread the text if you need more information.

CONNECT

Think about what you already know about the text. Find ways to relate the text to yourself, other texts, and the world around you.

IDENTIFY

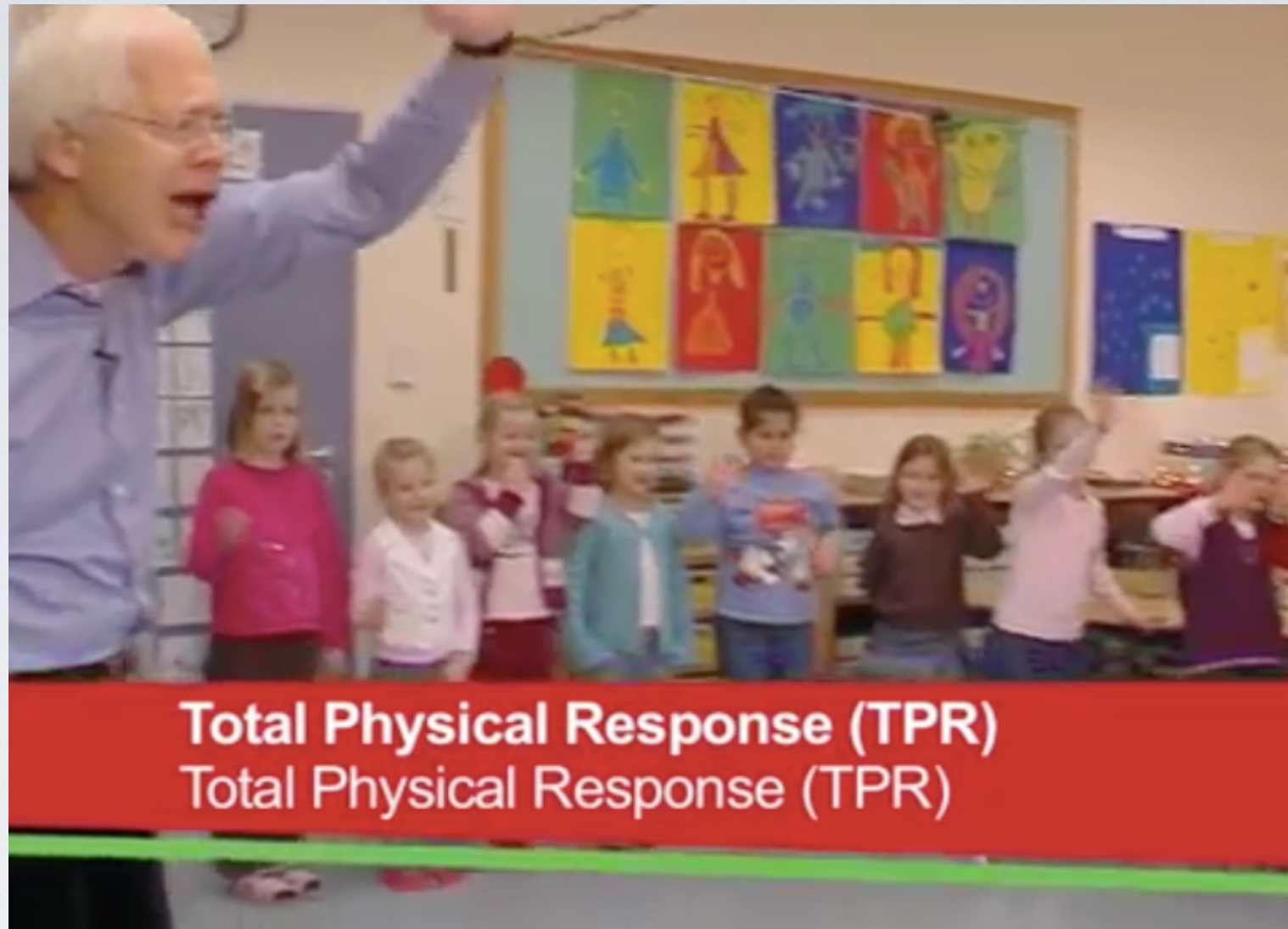
Determine the author's purpose. Find the important details, the main idea, and the themes of the text.

INFER

Use clues in the text and your own knowledge to fill in the gaps and draw conclusions.

EVALUATE

Think about the text as a whole and form opinions about what you read.



Total Physical Response (TPR)
Total Physical Response (TPR)

Total Physical Response

What does the teacher do differently at the beginning and at the end?

<https://www.youtube.com/watch?v=bkMQXF0qyQA>

TPR

Let's mime 'Buying ice cream' with TPR
What do we do? 1, 2, 3, 4?

How to do this action game:

1. Choose a situation and the commands
2. Make a list
3. Show the action and say the command
4. Repeat the actions several times
5. Stop doing the actions to check learners understand

Homework, p.72



Launching young readers!

Reading Rockets

Donate

About Us |



Teaching Reading ▾

Helping Struggling Readers ▾

Reading Topics A-Z ▾

Children's Books & Authors ▾

Classroom Strategies

Reading Basics

Looking at Writing

Reading 101 Course

Literacy Apps

Expert Interviews

Webcasts

Common Core

Glossary

Research, Guides and Resources

Our PBS Shows

Video

Blogs

Fun Stuff

For Parents, Teachers and Others ▾

Home > Teaching Reading

Share and Print



Classroom Strategies

Our library provides teachers with effective, research-based classroom strategies to help build and strengthen literacy skills in print awareness, phonological awareness, phonics, fluency, vocabulary, comprehension, and writing.



Looking at Reading Interventions

A special new video series

Sign up for our free
E-Newsletters!





Storytelling - 3 stages


What can we do at each stage of storytelling?
(activities, questions, topics, connections, etc.)

1. Before
2. During
3. After



Storytelling Practice

1. Read the story
2. Prepare yourself and the 3 stages
3. Practice with your group
4. Group comments and suggestions
5. Change groups and practice again



Week 8 Homework

1. Complete two book reports Level 6, with a new story book if possible. Bring next week.
2. Prepare a book that you would like to use for storytelling practice in class.